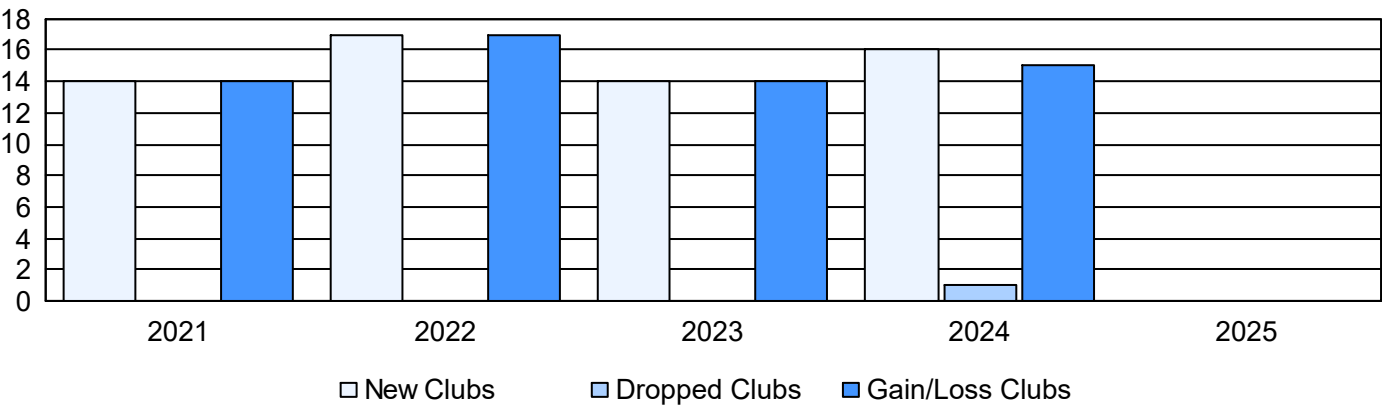
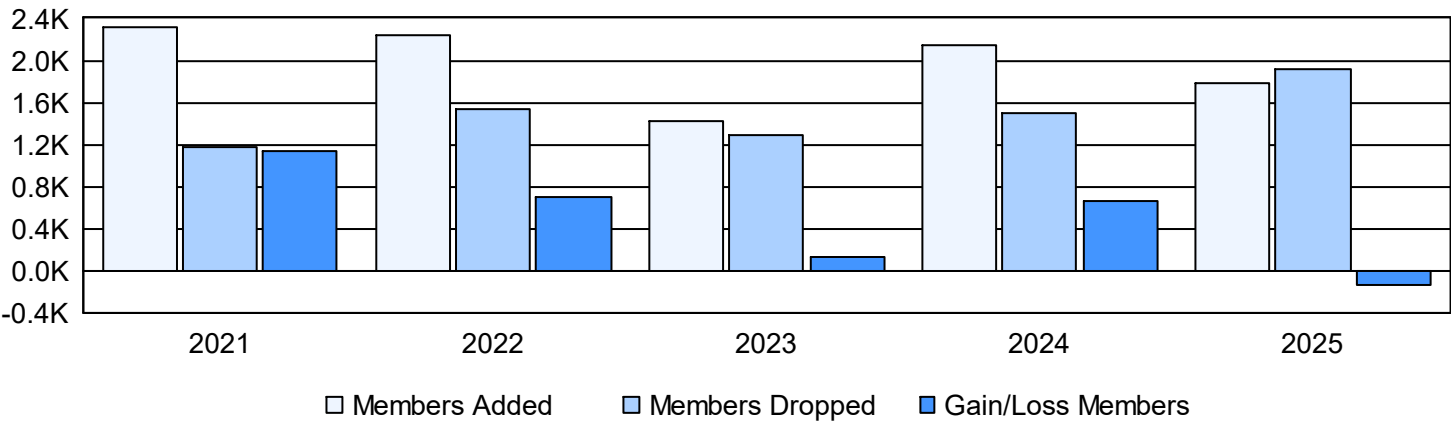


Year	New Clubs	Dropped Clubs	Gain/ Loss Clubs	New Members	Charter Members	Reinstate Members	Transfer Members	Total Member Added	Total Members Dropped	Gain/ Loss Members
2020-2021	14	0	14	1,680	472	134	33	2,319	1,183	1,136
2021-2022	17	0	17	1,577	544	67	45	2,233	1,541	692
2022-2023	14	0	14	939	382	74	22	1,417	1,292	125
2023-2024	16	1	15	1,484	548	50	58	2,140	1,488	652
2024-2025				1,046	531	135	65	1,777	1,913	-136
Average	15	0	15	1,345	495	92	45	1,977	1,483	494

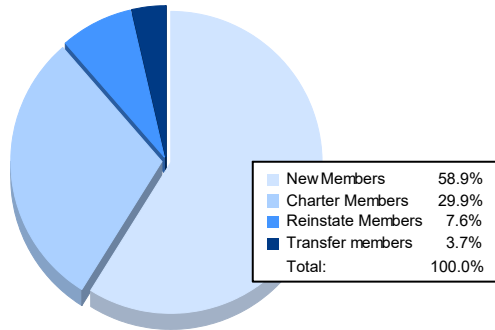
Clubs



Members



### Membership Composition June 2025 Cumulative



### Gender Composition June 2025 Cumulative

